

# Nissan KAB Ultimate Metal Silver

FOR PROFESSIONAL USE ONLY

## Definition and description

The repair system for NIS KAB Ultimate Metal Silver consists of three different layers creating a special colour effect, based on

- 1<sup>st</sup> step: Application of the Colorbuild Plus foundation colour.
- 2<sup>nd</sup> step: Application of Autowave MM666 / MM600 (60:40) followed by the Autowave effect colour.
- 3<sup>rd</sup> step: Application of the clearcoat to provide gloss and protection.

## Preparation

Repair with recommended bodyfillers and / or undercoats, preferably Colorbuild Plus CBP004 Soft Grey.

## Surface preparation

### Colorbuild Plus area



Final sanding step P500

- *Initial sanding steps may be executed with a coarser sanding grit; P360 - P400*
- *Respect a maximum 100 sanding grit step difference or less throughout the sanding procedure.*
- *For detailed surface preparation see TDS S8.06.02*

### Autowave MM666 / MM600 area



Final sanding step P1000

- *Initial sanding steps may be executed with a coarser sanding grit P600 - P800*
- *Respect a maximum 200 sanding grit step difference or less throughout the sanding procedure.*
- *For detailed surface preparation see TDS S8.06.02*

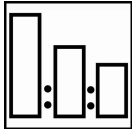


Surface cleaning; remove any surface contamination using an appropriate surface cleaner.

# Nissan KAB Ultimate Metal Silver

FOR PROFESSIONAL USE ONLY

**Colorbuild Plus foundation colour**

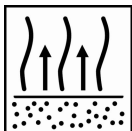


- 100 Colorbuild Plus CBP004 (+ Elast-o-Actif)
- 25 Colorbuild Plus Hardener Non Sanding
- 35 Colorbuild Plus Reducer Non Sanding


For detailed information on the amount of Elast-o-Actif, see TDS S8.06.03c



Apply Colorbuild Plus to the area under repair until opacity is achieved.



Allow each coat to flash-off naturally until the surface is completely matt.  
*Do not force-dry by air support.*

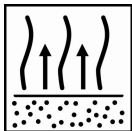


For blending of the foundation color use Plus Reducer



Dissolve the overspray edge with Plus Reducer

**Note:** Make sure the edge is as smooth as possible!




Allow to flash-off naturally until the surface is completely matt, do not force-dry by air support.



# Nissan KAB Ultimate Metal Silver

FOR PROFESSIONAL USE ONLY

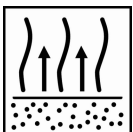
## Autowave effect colour



100 Autowave MM666 / MM600 (60:40)  
 10-20 Activator WB

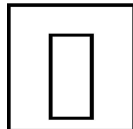


Apply one coat of Autowave MM666 to the entire area under repair.



Flash-off by increasing airflow and or heat until completely dry.

*If necessary allow the surface to cool down.*



Autowave NIS KAB Ultimate Metal Silver  
 RFU



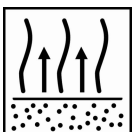
Stir thoroughly before use



First apply a 25% layer of Autowave NIS KAB slightly extending the Colorbuild Plus area and allow to dry.

Next apply five 75% layers to achieve opacity. Make sure each layer exceeds the previous one. After each layer take sufficient flash off into account.

Finish with a 25% layer.



Allow for a minimum of 20-30 minutes final flash-off time at 20°C.

*Humidity and airflow will influence the Autowave flash-off and drying times.*

## Clearcoat



Apply Autoclear LV Superior or Autoclear Superior 250 according to the respective TDS.

# Nissan KAB Ultimate Metal Silver

FOR PROFESSIONAL USE ONLY

**AkzoNobel Car Refinish bv..**  
**Adress: Rijksstraatweg 31, PO Box 3, 2170 BA Sassenheim.**  
**Tel: +31(0)71308-6944**

## FOR PROFESSIONAL USE ONLY

**IMPORTANT NOTE** The information in this data sheet is not intended to be exhaustive and is based on the present state of our knowledge and on current laws: any person using the product for any purpose other than that specifically recommended in the technical data sheet without first obtaining written confirmation from us as to the suitability of the product for the intended purpose does so at his own risk. It is always the responsibility of the user to take all necessary steps to fulfill the demands set out in the local rules and legislation. Always read the Material Data Sheet and the Technical Data Sheet for this product if available. All advice we give or any statement made about the product by us (whether in this data sheet or otherwise) is correct to the best of our knowledge but we have no control over the quality or the condition of the substrate or the many factors affecting the use and application of the product. Therefore, unless we specifically agree in writing otherwise, we do not accept any liability whatsoever for the performance of the product or for any loss or damage arising out of the use of the product. All products supplied and technical advices given are subject to our standard terms and conditions of sale. You should request a copy of this document and review it carefully. The information contained in this data sheet is subject to modification from time to time in the light of experience and our policy of continuous development. It is the user's responsibility to verify that this data sheet is current prior to using the product.

Brand names mentioned in this data sheet are trademarks of or are licensed to AkzoNobel.

### Head Office

AkzoNobel Car Refinishes B.V., PO Box 3 2170 BA Sassenheim, The Netherlands. [www.sikkenscr.com](http://www.sikkenscr.com)