

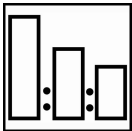
Autosurfacer HB

FOR PROFESSIONAL USE ONLY

Description

Autosurfacer HB is a fast drying two-pack high build primer-surfacer for car refinishing systems. Developed for panel and spot repairs where extreme high film build is required. Autosurfacer HB is only available as a sanding surfacer.

Sanding application



5 Autosurfacer HB
1 Hardener P25 / P35
1 Plus Reducers



Use Sikkens measuring stick

23 Violet

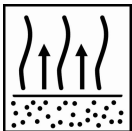


Spray gun set-up:
1.8-2.2 mm

Application pressure:
28-30 psi (1.7-2.2 bar) at the air inlet.
HVLP max 8-10 psi (0.6-0.7 bar) at the air cap.



1-3 x 1 coat



Between coats:
5-10 minutes at 70°F (20°C)

Before curing:
5-10 minutes at 70°F (20°C)




3 hours at 70°F (20°C)

30 minutes at 140°F (60°C)



Final sanding step: P500
See TDS S8.06.01



Recoatable with all Sikkens topcoats



Use suitable respiratory protection
Akzo Nobel Car Refinishes recommends the use of a fresh air supply respirator.

Read complete TDS for detailed product information

Autosurfacer HB

FOR PROFESSIONAL USE ONLY

Description

Autosurfacer HB is a fast drying two-pack high build primer-surfacer for car refinishing systems. Developed for panel and spot repairs where extreme high film build is required. Autosurfacer HB is only available as a sanding surfacer.

Suitable substrates

Existing finishes
Steel
OEM electrocoat
Sikkens Washprimers

Glass Reinforced Polyester laminates
Polyester bodyfillers
Sikkens Polysurfacer
Primer Surfacer EP II

Autosurfacer HB will provide adequate adhesion if applied directly to steel, however, we advise for systems which should meet the highest standards to apply Autosurfacer HB over Sikkens Washprimer. Allow for a minimum of 15 minutes flash-off time at 70°F (20°C) after Washprimer application.

Autosurfacer HB can be applied on plastics parts which have been preceded by; 1K All Plastic Primer or 2K Plastic Primer.

Product and additives

Autosurfacer HB

Hardeners

Hardener P25; for application at temperatures around 20°C-25°C for spot or panel repairs
Hardener P35; to use at higher temperatures or in case of application on larger panels.

Thinner

Plus Reducer

Plus Reducers

Plus Reducer Fast; spot and panel repairs, temperature range: 60°F-75°F (15°C-25°C).
Plus Reducer Medium; spot and panel repairs and large areas, temperature range: 70°F-85°F (20°C-30°C).
Plus Reducer Slow; larger areas and complete paint jobs, temperature range: 80°F-95°F (25°C-35°C).
Plus Reducer Extra Slow; to use in extremely hot temperatures, temperature range: above 95°F (35°C).

Additives

Autocryl Structure Paste (Fine); additive to create different surface textures; TDS 6.27, 6.29.
Elast-O-Actif; to elasticize Autosurfacer HB making it suitable for plastic parts. See S8.06.03c.

Basic raw materials

Autosurfacer HB: Acrylic resins
P Hardeners: Polyisocyanate resin

Surface preparation



Surface cleaning; remove any surface contamination prior to sanding using an appropriate surface cleaner. *Pre-clean the surface with warm water and detergent, rinse sufficiently with clean water.*



Sanding; final dry sanding steps; P220 - P320
Rigid OEM electro coated parts; final dry sanding steps; P220 - P320
Sikkens polyester bodyfillers and Polysurfacer; finished with; P180 - P220
Featheredge sanding for spot repair, finish outer area with P400
For detailed surface preparation see TDS S8.06.02



Surface cleaning; remove any surface contamination prior to Autosurfacer HB application using appropriate surface cleaner. *Where bodyfiller is exposed, avoid contact with water (e.g. waterborne degreaser).*

Autosurfacer HB


FOR PROFESSIONAL USE ONLY

Stir before use



Autosurfacer HB must be stirred thoroughly before use.

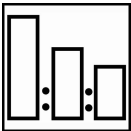
Tinting



If necessary, Autosurfacer HB can be tinted with up to 10 parts by volume with; Autocryl, Autocryl Plus, Autocryl LV or Autocryl Plus LV MM toners.

Autosurfacer HB mixed with any of the topcoat MM colours must be stirred thoroughly before adding either Hardener P25 or Hardener P35.

Mixing



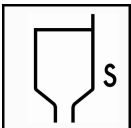
- 5 Autosurfacer HB
- 1 Hardener P25 / P35
- 1 Plus Reducers

Use Hardener P25 at application temperatures around 70°-75°F (20°C-25°C) for spot or panel repairs. At higher temperatures or in case of application on larger panels use P35 Hardener.

Flexible parts

Once elasticized to the required level, Autosurfacer HB can be applied on plastic parts. All flexible plastic parts should be pre-coated with a suitable plastic primer (in the case of virgin plastic), or OEM finish. See TDS.S8.06.3c.

Viscosity



30-40 seconds DIN cup 4 at 70°F (20°C)

Spray gun set-up / application pressure



Spray gun
Gravity feed

Fluid tip – set-up
1.8-2.2 mm

Application pressure
28-30 psi (1.7-2.2 bar) at the spray gun air inlet
HVLP max 8-10 psi (0.6-0.7 bar) at the air cap

For maximum build use large fluid tip and lower the application pressure.

Pot-life

Hardener P25; 1 hour at 70°F (20°C).

Hardener P35; 2 hours at 70°F (20°C).

Autosurfacer HB

FOR PROFESSIONAL USE ONLY

Application



Apply one coat over the total sanded area. Next apply the 2nd and 3rd coat within each preceding coat. Where a full panel application is required apply 2-3 coats over the total panel dependent on the required film build.

Allow each coat to flash-off naturally until the surface is completely matt; this also supports to achieve higher film build. Do not force-dry with air support.

Flash-off between the coats is dependent on ambient temperature, applied layer thickness and airflow. For maximum build use large fluid tip and lower the application pressure.

Film thickness

By using the recommended application: 3 coats; 9-11.8 mils (240-300 µm).

Drying time sanding



3 hours at 70°F (20°C).

2 hours at 140°F (40°C).

30 minutes at 140°F (60°C).

Drying times relate to recommended application (3 coats) and object temperature.
Indicated drying times relate to the use of P25 Hardener



Allow 5 minutes flash off prior to infra red curing
The panel must not reach a temperature above 212°F (100°C) while curing.
For additional infra red drying information; see TDS S9.01.01

Final sanding



Final sanding step P500

- *Initial sanding steps may be executed with a coarser sanding grit; P360 - P400*
- *Respect a maximum 100 sanding grit step difference or less throughout the sanding procedure.*
- *For detailed surface preparation see TDS S8.06.02*



Final sanding step P1000

- *Initial sanding steps may be executed with a coarser sanding grit P600 - P800*
- *Respect a maximum 200 sanding grit step difference or less throughout the sanding procedure.*
- *For detailed surface preparation see TDS S8.06.02*



Surface cleaning; remove any surface contamination prior to the application of the topcoat using an appropriate surface cleaner.

Recoatable with

All Sikkens topcoats

Autosurfacer HB

FOR PROFESSIONAL USE ONLY

Material usage

By using the recommended application, the theoretical material usage is ± 43 sq. ft./liter (4 m²/liter) RTS mixture.

The practical material usage depends on many factors i.e. shape of the object, roughness of the surface, application techniques, pressure and application circumstances.

Cleaning of equipment

Sikkens Solvents or solvent borne guncleaners

VOC

The EU limit value for this product (product category: IIB. c) in ready to use form is max. 540 g/liter of VOC. The VOC content of this product in ready to use form is max. 520 g/liter.

Product storage

Product shelf-life is determined when products are stored unopened at 70°F (20°C).
Avoid extreme temperature fluctuation.

- *Product shelf life data see TDS S9.01.02*

Akzo Nobel Car Refinish bv. [Change in local name in case of difference; i.e. Coatings LTD / Inc.](#)
Address: [Rijksstraatweg 31, PO Box 3, 2170 BA Sassenheim \(change to local address\)](#)
Tel: [+31\(0\)71308-6944 \(Change to local phone number\)](#)

FOR PROFESSIONAL USE ONLY

IMPORTANT NOTE The information in this data sheet is not intended to be exhaustive and is based on the present state of our knowledge and on current laws: any person using the product for any purpose other than that specifically recommended in the technical data sheet without first obtaining written confirmation from us as to the suitability of the product for the intended purpose does so at his own risk. It is always the responsibility of the user to take all necessary steps to fulfill the demands set out in the local rules and legislation. Always read the Material Data Sheet and the Technical Data Sheet for this product if available. All advice we give or any statement made about the product by us (whether in this data sheet or otherwise) is correct to the best of our knowledge but we have no control over the quality or the condition of the substrate or the many factors affecting the use and application of the product. Therefore, unless we specifically agree in writing otherwise, we do not accept any liability whatsoever for the performance of the product or for any loss or damage arising out of the use of the product. All products supplied and technical advices given are subject to our standard terms and conditions of sale. You should request a copy of this document and review it carefully. The information contained in this data sheet is subject to modification from time to time in the light of experience and our policy of continuous development. It is the user's responsibility to verify that this data sheet is current prior to using the product.

Coatings brand names mentioned in this data sheet are trademarks of or are licensed to Akzo Nobel.

Head Office

Akzo Nobel Car Refinishes B.V., PO Box 3 2170 BA Sassenheim, The Netherlands. www.sikkenscr.com