


Autoclear Aerodry

FOR PROFESSIONAL USE ONLY

Description

Two-pack VOC compliant ambient drying clearcoat showing excellent properties like an oven cured clearcoat. Autoclear Aerodry offers optimum application properties and easy blending. Its innovative technology offers multiple drying methods while insuring a constant premium finish. Fast ambient drying at a wide range of temperature or 5min at 60°C, outstanding polishability, Autoclear Aerodry is the perfect partner enabling the bodyshop to lower energy and resource costs per repair by diversifying workflows.




100 Autoclear Aerodry
100 Autoclear Aerodry Hardener



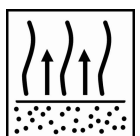
Spray gun set-up:
1.2-1.3 mm

Application pressure:
1.7-2.2 bar at the air inlet
HVLP max 0.6-0.7 bar at the air cap




2 x 1 coat

Non-stop application
½ + 1 coat
First apply a light closed coat.
Next apply a full coat without flash off time



Between coats
0-3 minutes at 20°C

Before curing
0-3 minutes at 20°C



Autoclear Aerodry
Autoclear Aerodry Hardener

Dust dry
Dry to handle

	20°C	40°C	60°C
Dust dry	20-30 min	15-35 min	x
Dry to handle	40-60 min	30-55 min	5 min

Autoclear Aerodry
Autoclear Aerodry Hardener Fast

Dust dry
Dry to handle

Dust dry	15-25 min	x	x
Dry to handle	35-55 min	x	5 min

Autoclear Aerodry HT
Autoclear Aerodry Hardener

Dust dry
Dry to handle

Dust dry	x	20-40 min	x
Dry to handle	x	40-65 min	5 min



Use suitable respiratory protection
Akzo Nobel Car Refinishes recommends the use of a fresh air supply respirator.

Read complete TDS for detailed product information

Autoclear Aerodry

FOR PROFESSIONAL USE ONLY

Description

Two-pack VOC compliant ambient drying clearcoat showing excellent properties like an oven cured clearcoat. Autoclear Aerodry offers optimum application properties and easy blending. Its innovative technology offers multiple drying methods while insuring a constant premium finish. Fast ambient drying at a wide range of temperature or 5min at 60°C, outstanding polishability, Autoclear Aerodry is the perfect partner enabeling the bodyshop to lower energy and resource costs per repair by differsifying workflows.

Product and additives

Clearcoat	Autoclear Aerodry Autoclear Aerodry HT
Hardener	Autoclear Aerodry Hardener Fast Autoclear Aerodry Hardener

Basic raw materials

Autoclear Aerodry (HT): Polyaspartic resins
 Autoclear Aerodry Hardener (Fast): Poly-isocyanate resins

Suitable substrates

Autowave 2.0 + **5% Autowave 2.0 Hardener***: until completely matt and dry
 Autobase Plus + 10% Hardener P25*: flash off for 15 minutes at 20°C

* Addition of hardener is mandatory. In case of three stage application or the use of a precoat / blending area the advised amount of hardener must be added to each of the coats.

Restriction: It is not possible to apply Autoclear Aerodry to ready mixed Autowave colors containing 338NA, 338NB, 338ND, 338NS in combination with Additive LP

Note: When Autobase Plus + 10% Hardener P25 is used as a substrate, it is advised to check the color by use of a spray out.

Mixing

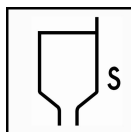


14-20°C
 100 parts by weight of Autoclear Aerodry
 100 parts by weight of Autoclear Aerodry Hardener Fast

20-30°C
 100 parts by weight of Autoclear Aerodry
 100 parts by weight of Autoclear Aerodry Hardener / Hardener Fast

> 30°C
 100 parts by weight of Autoclear Aerodry HT
 100 parts by weight of Autoclear Aerodry Hardener

Viscosity



12-14 seconds – DIN Cup 4 at 20°C.

Autoclear Aerodry

FOR PROFESSIONAL USE ONLY

Spray gun set-up / application pressure




Spray gun
Gravity feed

Fluid tip – set-up
1.2-1.3 mm

Application pressure
1.7-2.2 bar at the spray gun air inlet
HVLP max 0.6-0.7 bar at the air cap

Application process



Apply two single coats, allowing for a 0-3 minutes flash-off time at 20°C between coats.

or

Non-stop application: ½ + 1 coat

- First apply a light closed coat.
- Next apply a full coat without flash off time .

Pot-life


Autoclear Aerodry + Autoclear Aerodry Hardener Fast
Autoclear Aerodry + Autoclear Aerodry Hardener

20 minutes at 20°C
30 minutes at 20°C

Film thickness

By using the recommended application: 45-60 µm.

Drying times




		20°C	40°C	60°C
Autoclear Aerodry Autoclear Aerodry Hardener	Dust dry	20-30 min	15-35 min	x
	Dry to handle	40-60 min	30-55 min	5 min
Autoclear Aerodry Autoclear Aerodry Hardener Fast	Dust dry	15-25 min	x	x
	Dry to handle	35-55 min	x	5 min
Autoclear Aerodry HT Autoclear Aerodry Hardener	Dust dry	x	20-40 min	x
	Dry to handle	x	40-65 min	5 min

* Note that next to temperature, drying speed is dependent on humidity levels. In general drying will be faster at higher humidity levels. Note that increasing temperature might lower humidity levels and deter drying speed. Drying at humidity levels under 30% should be avoided as TDS drying times cannot be guaranteed.

Autoclear Aerodry

FOR PROFESSIONAL USE ONLY**Recoatability**

Recoat with itself within 48 hours, after which sanding is recommended

Polishability

Dust and minor damage can be polished out 15 minutes after the indicated-drying times.

Note: For an optimal result, polish within 3 hours after curing

Material usage

Ready for use mixture at 1 μm layer thickness: m²/liter
± 494 m²/liter

The practical material usage depends on many factors i.e. shape of the object, roughness of the surface, application techniques, pressure and application circumstances.

Cleaning of equipment

Sikkens Solvents or solvent borne guncleaners

VOC

The EU limit value for this product (product category: IIB.d) in ready to use form is max. 420 g/l VOC.
The VOC content of this product in ready to use form is max. 420 g/liter.

Product storage

Product shelf-life is currently 1 year when stored unopened at 20°C
After opening the can, product shelflife is limited to 1 month at 20°C
Avoid extreme temperature fluctuation and high humidity levels

- *Product shelf life data see TDS S9.01.02*

AkzoNobel Car Refinish bv.
Address: Rijksweg 31, PO Box 3, 2170 BA Sassenheim
Tel: +31(0)71308-6944

FOR PROFESSIONAL USE ONLY

IMPORTANT NOTE The information in this data sheet is not intended to be exhaustive and is based on the present state of our knowledge and on current laws: any person using the product for any purpose other than that specifically recommended in the technical data sheet without first obtaining written confirmation from us as to the suitability of the product for the intended purpose does so at his own risk. It is always the responsibility of the user to take all necessary steps to fulfill the demands set out in the local rules and legislation. Always read the Material Data Sheet and the Technical Data Sheet for this product if available. All advice we give or any statement made about the product by us (whether in this data sheet or otherwise) is correct to the best of our knowledge but we have no control over the quality or the condition of the substrate or the many factors affecting the use and application of the product. Therefore, unless we specifically agree in writing otherwise, we do not accept any liability whatsoever for the performance of the product or for any loss or damage arising out of the use of the product. All products supplied and technical advices given are subject to our standard terms and conditions of sale. You should request a copy of this document and review it carefully. The information contained in this data sheet is subject to modification from time to time in the light of experience and our policy of continuous development. It is the user's responsibility to verify that this data sheet is current prior to using the product.

Coatings brand names mentioned in this data sheet are trademarks of or are licensed to AkzoNobel.

Head Office

AkzoNobel Car Refinishes B.V., PO Box 3 2170 BA Sassenheim, The Netherlands. www.sikkenscr.com